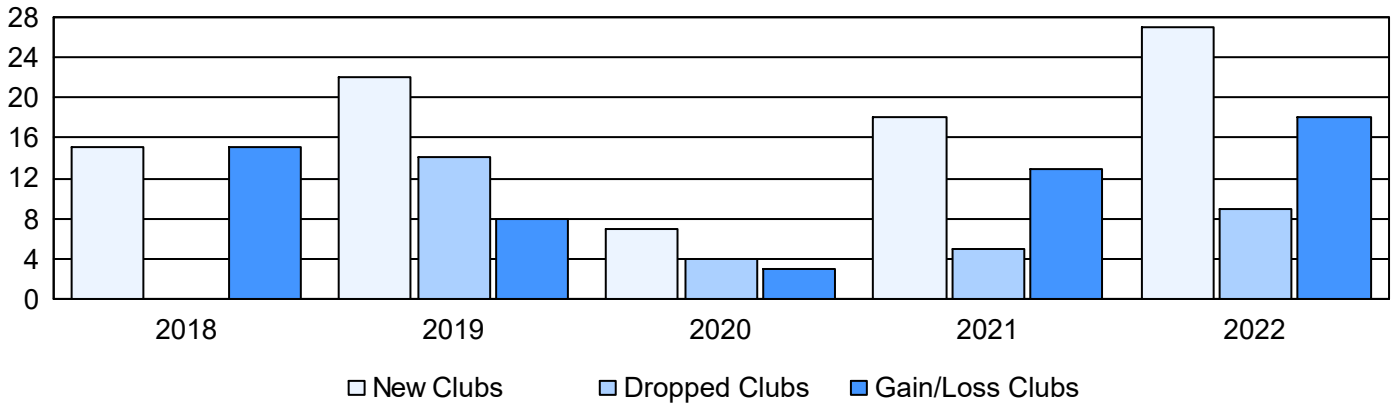
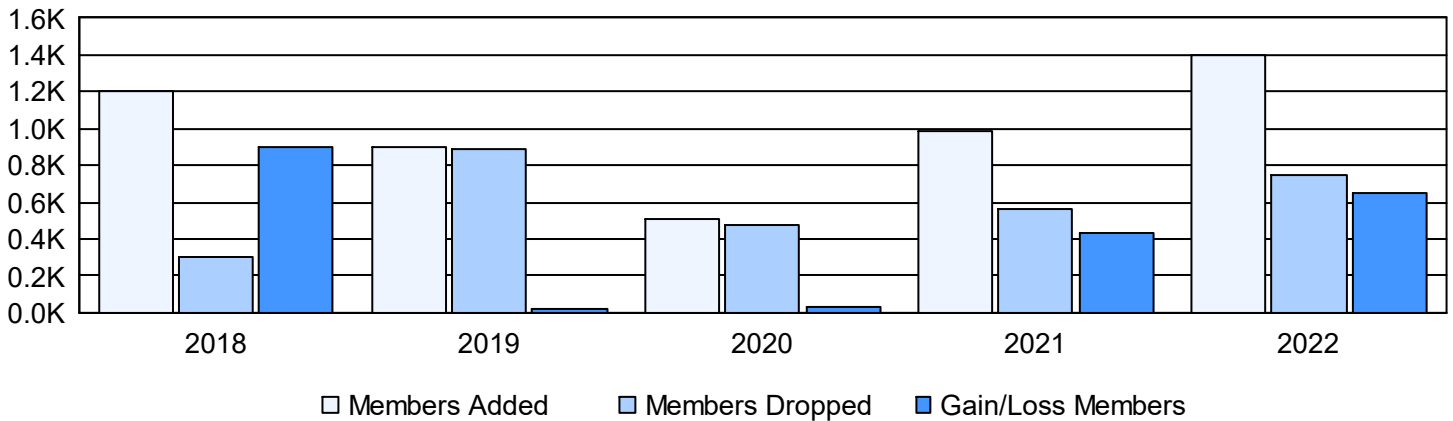


Year	New Clubs	Dropped Clubs	Gain/ Loss Clubs	New Members	Charter Members	Reinstate Members	Transfer Members	Total Member Added	Total Members Dropped	Gain/ Loss Members
2017-2018	15	0	15	541	639	24	2	1,206	305	901
2018-2019	22	14	8	368	511	23	1	903	885	18
2019-2020	7	4	3	324	166	15	0	505	476	29
2020-2021	18	5	13	543	433	12	2	990	559	431
2021-2022	27	9	18	567	779	43	14	1,403	749	654
Average	18	6	11	469	506	23	4	1,001	595	407

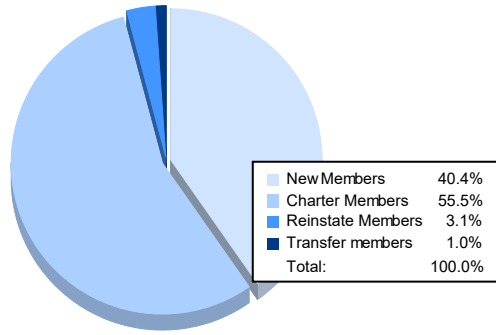
Clubs



Members



Membership Composition June 2022 Cumulative



Gender Composition June 2022 Cumulative

